

***Mama Panya's Pancakes: A Village Tale from Kenya*** by Mary & Rich Chamberlin, Barefoot Books (ISBN 1-905236-64-6).

**Literature Annotation:** Mama Panya has just enough money to buy ingredients for a few pancakes, so when her son Adika invites all their friends to join them, she is sure there will not be enough to go around.

**Grade Level:** 3<sup>rd</sup> Grade

**Duration:** 1-2 class sessions

**Economic Concepts:** Goods and Services, Markets

### **Maryland State Curriculum**

**Economics Standard:** Students will identify the economic principles and processes that are helpful to producers and consumers when making good decisions. (PreK-3)

4.B.1.a Describe different market situations where buyers and sellers meet to exchange goods and services (Grade 3)

**Objectives:** Students will...

- define the term “market”
- identify and describe different types (face-to face and non face-to-face) of markets

### **Vocabulary**

**goods:** physically tangible objects that are made or grown by people and can be used to satisfy economic wants, including but not limited to food, shoes, cars, houses, books, and furniture.

**market:** a place where buyers and sellers exchange goods, resources, or services.

**services:** physically intangible actions that can be performed to satisfy economic wants, including but not limited to medical care, dental care, haircuts, education, police protection, fire protection and national defense

### **Teacher Materials**

Teacher Resource Sheet #1: *Market Cards* (one set for each group of students)

### **Student Materials**

Student Resource Sheet #1: *That Reminds Me of...*

Student Resource Sheet #2: *Types of Markets*

### **Motivation**

Show the YouTube clip “Pancakes” (available at <http://www.youtube.com/watch?v=PnCVZozHTG8>).

After students have viewed the clip, ask:

- What was being made?
- What resources were used to make them?
- Where might the person have purchased those resources?
- What kinds of toppings were suggested for the pancakes?

### **Development**

1. Explain to students that the YouTube clip was created in Scotland. One of the toppings featured in the video was lemon and sugar- a favorite in Great Britain. Many other countries also serve pancakes.

2. Show the cover of *Mama Panya's Pancakes*. Tell students that you are going to be reading a story about pancakes in Kenya. Explain that Kenya is a country on the continent of Africa. Display a world map and have students locate Africa and Kenya. Discuss the "Facts about Kenya" found in the back of the book.
3. Distribute Student Resource Sheet #2: *That Reminds Me of...* to students. Explain to them that as you read, they should record three things from the book in the left hand column of the graphic organizer.
4. Read *Mama Panya's Pancakes*.
5. After reading, have students complete the "That Reminds Me of" section of their graphic organizer. Discuss.
6. Display the definition of **market**. Ask: Can they remember any examples of a market from *Mama Panya's Pancakes*? (*The local market that Adiki & Mama Panya visited.*) What types of goods were available at this market? (*plantains, flour, chili peppers, and other fruits, spices and vegetables*)
7. Explain to students that the market in the story is an example of a face-to-face market. Ask: Can they think of any more face-to-markets? (*shopping mall, yard sales, restaurants, etc.*)
8. Tell students that not all markets are face-to-face. Ask: Can they give any examples of markets where buyers and sellers are not meeting face to face? (*Mail order, internet, phone*)
9. Break students into groups. Distribute one set of market cards (Teacher Resource Sheet #1) to each group. Ask groups to sort the pictures into face-to-face markets and non face-to-face markets. Check for understanding.

*Answer Key:*

Face-to-Face: *Restaurant, beauty salon/barber shop, Grocery store*

Non Face-to-Face: *Phone, Computer, Mail*

### **Assessment**

Distribute Student Resource Sheet #2: *Types of Markets*. Have students complete independently.

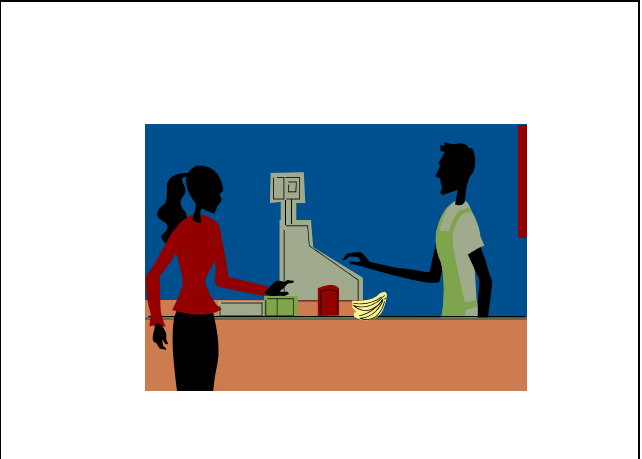


### **Closure**

Re-visit the You Tube clip "Pancakes" (available at <http://www.youtube.com/watch?v=PnCVZozHTG8>).

Ask: Where might the person have purchased the resources for the pancakes? (*Food: Grocery Store, Market, etc., Appliances & Utensils: Stores, yard sales, on-line*) Which of those places are examples of face-to-face markets? Non face-to-face markets? Discuss.

Teacher Resource Sheet #1

**Market Cards**



Student Resource Sheet #1

*That Reminds Me of...*

Title \_\_\_\_\_

How does this book remind me of something I know about the world around me?

Content from Book	That reminds me of...

